

# **The Hawaii Marine Recreational Fishing Survey (HMRFS)**



# Presentation Outline

- Introduction to the survey
- Components
- Data
- Basic results so far
- Preliminary conclusions



**The HMRFS Project  
is funded through a cooperative  
agreement between**



**Hawaii Division of Aquatic Resources &  
National Marine Fisheries Service, NOAA,  
US Department of Commerce**

# Key Staff



- HDAR Principal Investigator - Walter Ikehara
- HDAR Project Manager – Dr. Matthew Parry
- HDAR Field Staff (7 surveyors, 1 data worker)
- NMFS Data Analysis – Dr. Tom Sminkey

# Outreach to fishers

- Regulation books
- Direct interaction Q&A
- Comment forms with response
- Site clean-ups



# Web pages

<http://www.hawaii.gov/dlnr/dar/surveys/>

<http://www.st.nmfs.gov/st1/recreational/data.html>

# The Hawaii Recreational Fishery Components

## Private boat fishers




## Charter boat fishers



## Shoreline fishers

# HMRFS SURVEY DESIGN



- **Three Complimentary Surveys**
  - **Random Digit Dial Coastal Household Telephone Survey for Private Boat (& Shore Effort) - conducted by MRFSS' contractor**
  - **Vessel Directory Telephone Survey for Charter Boat Effort - conducted by HMRFS**
  - **Angler Intercept Survey for Catch Data & Adjustments for Effort Estimates - conducted by HMRFS**



## VERIFICATION BOX

3 Eaten / plan to eat	9 Refused
4 Used for bait / plan to use for bait	0 Exchange, Trade
5 Sold / plan to sell	

**TYPE 2 RECORDS: (INDIVIDUAL CATCH UNAVAILABLE IN WHOLE FORM)**

NAME	SPECIES CODE	#OF FISH	DISP	NAME	SPECIES CODE	#OF FISH	DISP
1. _____	[ ][ ]	[ ][ ]	[ ][ ]	2. _____	[ ][ ]	[ ][ ]	[ ][ ]
3. _____	[ ][ ]	[ ][ ]	[ ][ ]	4. _____	[ ][ ]	[ ][ ]	[ ][ ]
5. _____	[ ][ ]	[ ][ ]	[ ][ ]	6. _____	[ ][ ]	[ ][ ]	[ ][ ]
7. _____	[ ][ ]	[ ][ ]	[ ][ ]	8. _____	[ ][ ]	[ ][ ]	[ ][ ]
9. _____	[ ][ ]	[ ][ ]	[ ][ ]	10. _____	[ ][ ]	[ ][ ]	[ ][ ]

\*25. Did you catch any fish I can look at?

1 ☐ Yes

2 ☐ No - Code q. 26, 27, 28 as "8's," Not Applicable

3 ☐ Yes, BUT fish on another fishermen's form - Fill in Interview # where fish are listed

☐ - Code q. 26, 27, 28 as "8's," Not Applicable

\*28. How many fishermen including yourself have their catch here? Please do not include anyone who did not catch fish. Only count those who have their catch here.

No. of Contributors    88 ☐ Not Applicable

\*26. Did you catch these yourself or did someone else catch some of them?

1 ☐ All Caught by fishermen -- Code q. 27, 28, as "8's," Not Applicable

2 ☐ Other Contributors    8 ☐ Not Applicable

\*29. How many people fished on your boat today?

No. of People    88 ☐ N/A or Shore Mode

BOX D.If response to q. 29 is 1 or Shore Mode, code as "8," Not Applicable. Otherwise, is this the first fisherman from this boat that I have interviewed?

1 ☐ Yes                  8 ☐ N/A or Shore Mode

2 ☐ No - Record interview # of 1<sup>st</sup> fisherman in the fishing party. \*

\*27.Can you separate out your individual catch?

1 ☐ Yes -Code 28 as "88's"

2 ☐ No                      8 ☐ Not Applicable

\*30.AVAILABLE CATCH. COMPLETE TYPE 3 RECORD BY ASKING: May I look at your fish? What do you plan to do with the MAJORITY of the (species)?

**DISPOSITION CODES FOR Q30**

3 Eaten / plan to eat	5 Sold / plan to sell	7 Some other purpose	9 Refused
4 Used for bait / plan to use for bait	6 Thrown back dead / plan to throw away	8 Don't know/ Didn't ask	0 Exchange, Trade

**TYPE 3 RECORDS: (INDIVIDUAL CATCH AVAILABLE IN WHOLE IDENTIFIABLE FORM)**

SPECIES NAME	CODE	#OF FISH	PLAN TO SELL	LENGTH (mm)	WEIGHT (kg)	DISP
1. _____	[ ][ ]	[ ][ ]	[ ][ ]	[ ][ ][ ][ ]	[ ][ ][ ][ ]	[ ][ ][ ][ ]
2. _____	[ ][ ]	[ ][ ]	[ ][ ]	[ ][ ][ ][ ]	[ ][ ][ ][ ]	[ ][ ][ ][ ]
3. _____	[ ][ ]	[ ][ ]	[ ][ ]	[ ][ ][ ][ ]	[ ][ ][ ][ ]	[ ][ ][ ][ ]
4. _____	[ ][ ]	[ ][ ]	[ ][ ]	[ ][ ][ ][ ]	[ ][ ][ ][ ]	[ ][ ][ ][ ]
5. _____	[ ][ ]	[ ][ ]	[ ][ ]	[ ][ ][ ][ ]	[ ][ ][ ][ ]	[ ][ ][ ][ ]
6. _____	[ ][ ]	[ ][ ]	[ ][ ]	[ ][ ][ ][ ]	[ ][ ][ ][ ]	[ ][ ][ ][ ]
7. _____	[ ][ ]	[ ][ ]	[ ][ ]	[ ][ ][ ][ ]	[ ][ ][ ][ ]	[ ][ ][ ][ ]
8. _____	[ ][ ]	[ ][ ]	[ ][ ]	[ ][ ][ ][ ]	[ ][ ][ ][ ]	[ ][ ][ ][ ]
9. _____	[ ][ ]	[ ][ ]	[ ][ ]	[ ][ ][ ][ ]	[ ][ ][ ][ ]	[ ][ ][ ][ ]
10. _____	[ ][ ]	[ ][ ]	[ ][ ]	[ ][ ][ ][ ]	[ ][ ][ ][ ]	[ ][ ][ ][ ]

31. If Charter boat mode, is the vessel on the ACTIVE Charter Boat List:    ☐ Yes    ☐ No

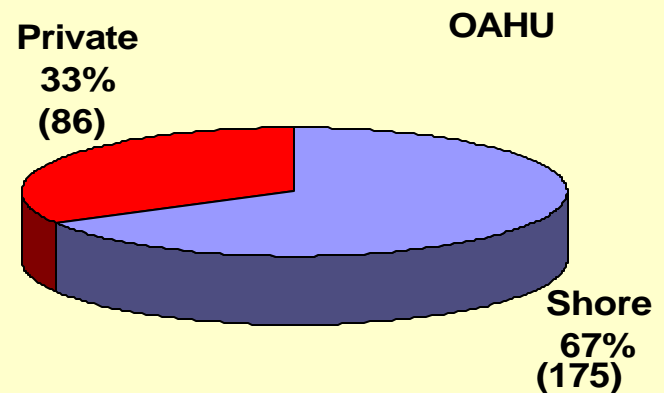
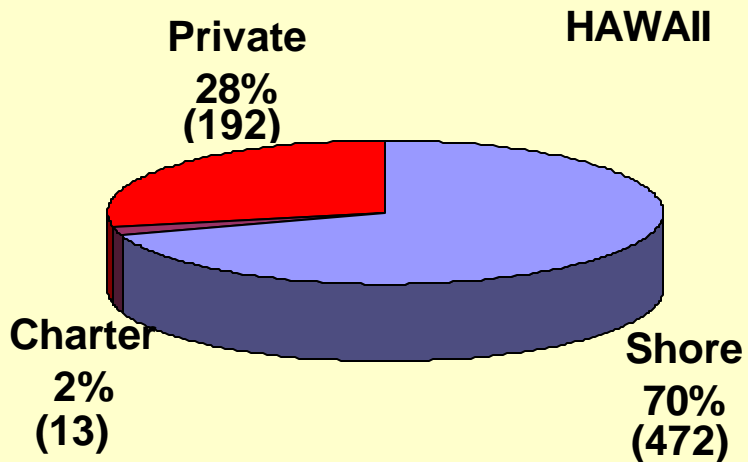
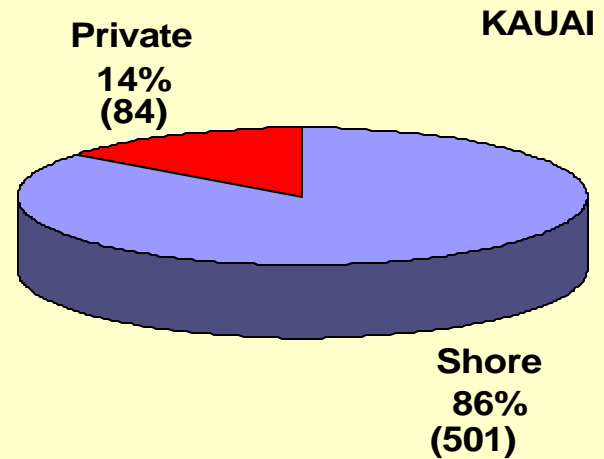
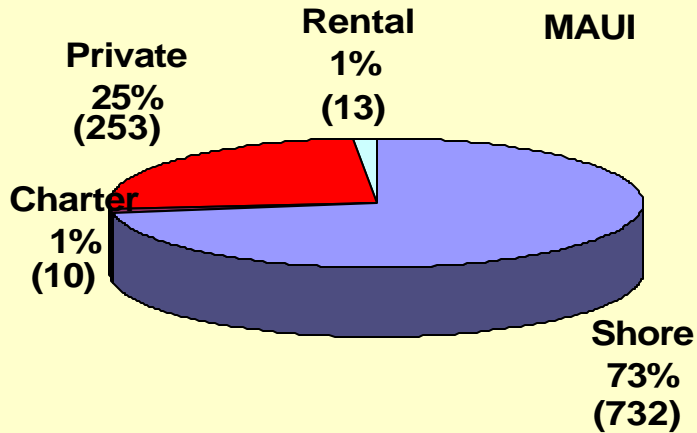
(Please fill in Charter boat name)

# RDD Telephone Survey Contacted Households Annual by Type

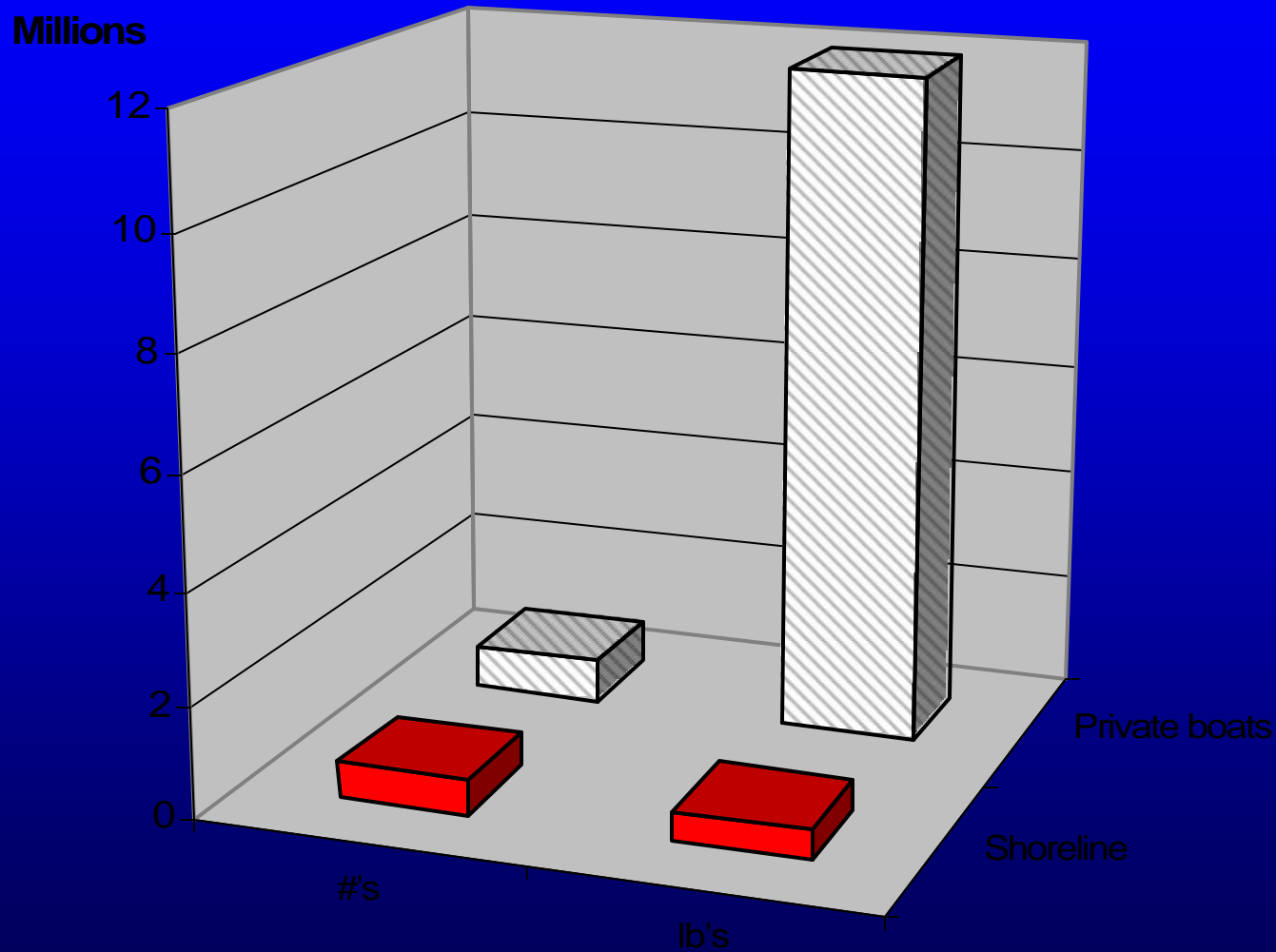
	2001		2002	
	Jan - Dec		Jan - Jun	
	SW FISH	Total	SW FISH	Total
<b>Hawaii</b>				
(%)	13.4%	3629	11.5%	1857
<b>Oahu</b>				
(%)	7.4%	3679	4.9%	1826
<b>Maui</b>				
(%)	14.2%	4016	10.3%	1654
<b>Kauai</b>				
(%)	17.4%	2103	11.3%	1225

# HMRFS RDD Telephone Survey

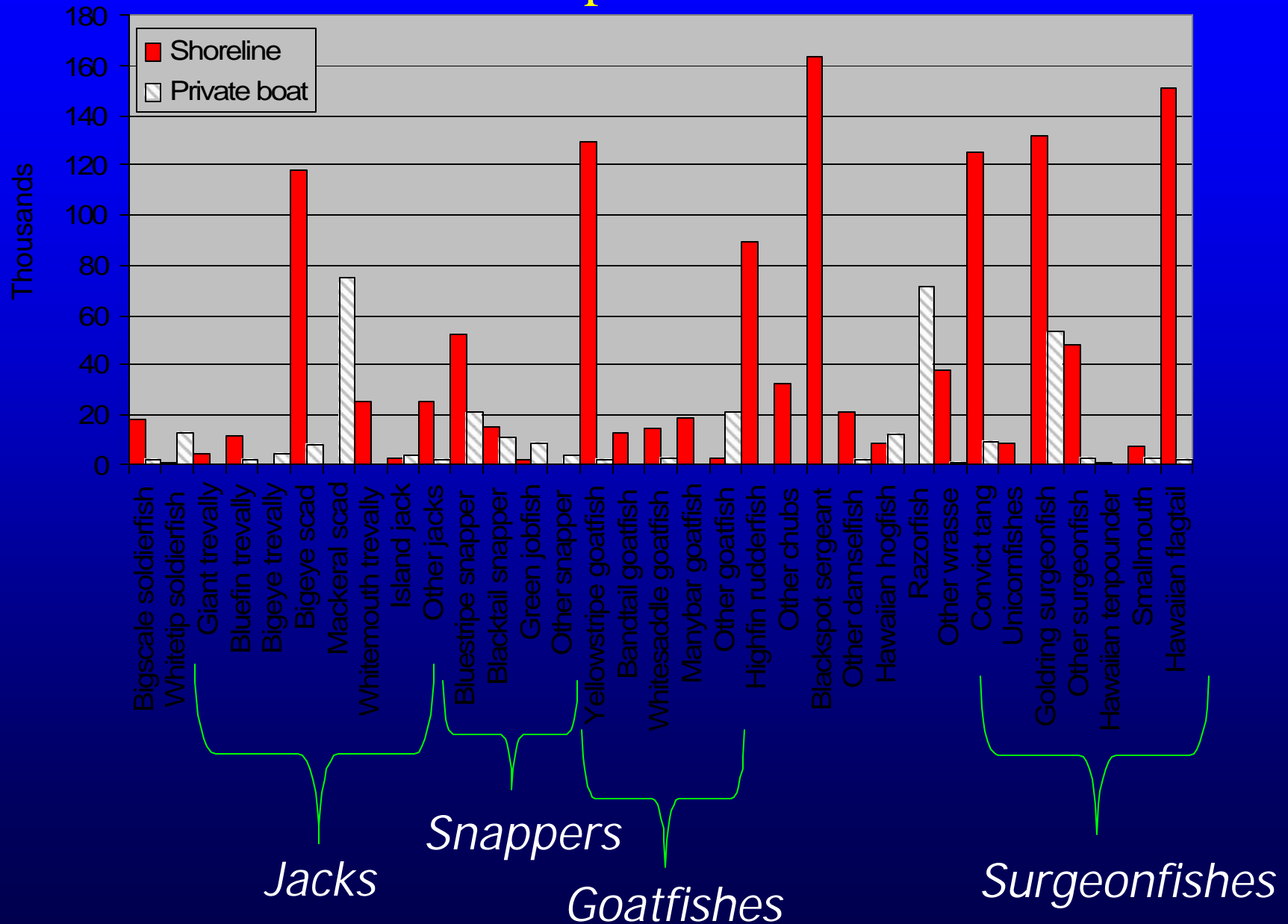
## Reported Angler Trips – Nov/Dec 2001



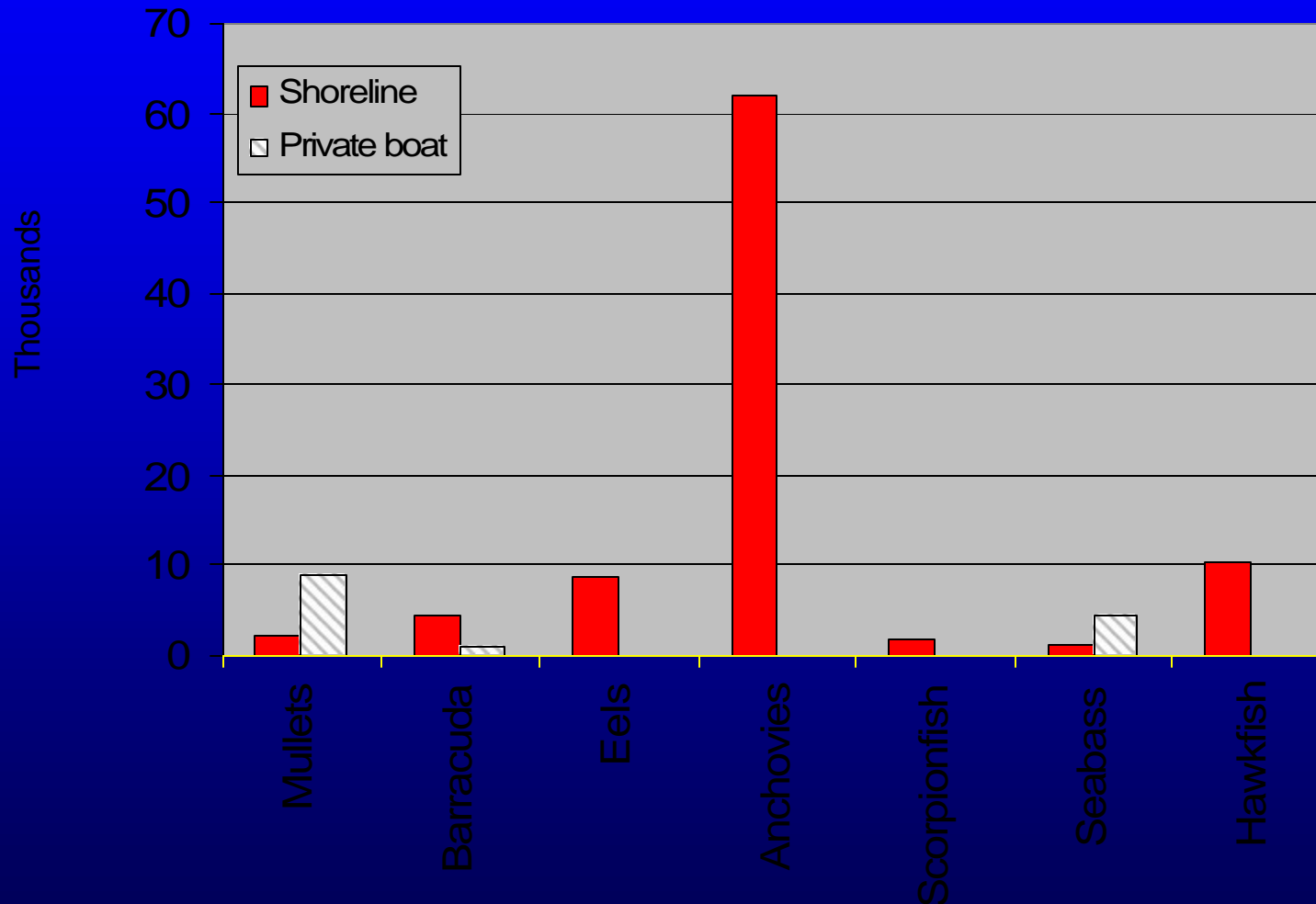
# Comparison of total 2003 private boat and shoreline fisheries (numbers & lb's)



# Summary of 2002-2003 reef fish species catch, shoreline and private boat



# Summary of 2002-2003 reef fish groups catch, shoreline and private boat



# Preliminary findings

- 2-3X more shoreline trips than boat trips
- Total numbers of catch roughly equal between private boat and shoreline fisheries
- Total lbs of catch roughly an order of magnitude greater for private boat than shoreline fishery
- Shoreline fishery composed of many species, but only a handful are major components

# Thanks, and keep participating!

